

**Subject –ENGLISH
HOLIDAY HOMEWORK**

living in a village ? Write on A- 4 size sheet or a notebook .You can use the following points

GROUP A : City life is better.

- * Big buildings , schools , hospital
- *Lots of things to do and people to meet.
- *Variety of food and transport

GROUP B : Village life is better

- * Lots of trees and greenery
- *Clean air and no pollution
- * Less rushed than city

City Village

Useful words and phrases.

- * I feel that
- *I believe that..
- *I agree with you , but...

* I do not agree with this point



Writing Skills

About 30,10,000 results (0.50 seconds)

Dictionary

Search for a word

chutney
/ˈtʃʊtni/
noun
a spicy condiment of Indian origin, made of fruits or vegetables with vinegar, spices, and sugar.
"various chutneys and yogurt dips"

Translations, word origin and more definitions

From Oxford. Feedback

Use an online dictionary to find the meanings of these words of Indian origin.

- | | | | |
|----------|---------|------------|--------|
| bungalow | scented | jute | brink |
| cheetah | shampoo | delicious. | Stroke |

ACTIVITY ((Reading ,Writing and Thinking Skills)

Q1. Though Akash was from a good city,hedecided to work in a village .If you had choice would you live in a city or a village? Form two groups (mother and you, sister and you, grandmother and you)and have a discussion on the topic is *citylife better than*

Write 10 pages for writing practice in four lines notebook (extra)

a b c d e f g h i j k l

m n o p q r s t u v w

x y z

A B C D E F G H I J

K L M N O P Q R

S T U V W X Y Z

QIII. Family Time:- Writing Skills

As the holidays are also a time for families to get together, you have to interview your family, create a family tree and collect stories about them(hobbies , liking , disliking , their childhood memories etc) .This will help you practice asking questions, to listen, and write the content in a logical manner.



QIV. Speaking and Listening Skills:-

Pronunciation is an important of being understood. Learning to pronounce words correctly takes drilling and constant practice. Students need to know how words are pronounced and the way to pronounce them.

Below is a list of 3 apps we recommend for language learners to improve their pronunciation.

1.Learn a new word every day.

2. Write whether it's a Noun , Verb , Adjective or Adverb.

3. Frame a sentence from it and add a conjunction to it.

4. Add a punctuation mark to it.(full stop, comma , exclamation or question mark)

Ex: delicious : adjective .

Sentence : My mother **and** sister baked a delicious brown bread.(and :- conjunction)

Sounds: The Pronunciation App [Say It: English Pronunciation](#)[LearnEnglish Sounds Right](#)



QV. Speaking Skills

Learn with fun

Holidays are the best time for self practice and self improvement.

You have to write a few lines about your day or week. If possible, capture a moment on camera and write about it. Take an image of any interesting activity that you enjoy like , watching *aspider web in the garden, playing games or doing exercises with your sibling , any cooking activity, time spent with your grandparents etc..* You can share the photograph and record an audio/video while doing those activities .

Share the same audio/video with your teachers either through mail or whats app.

QVI. Speaking and Listening skills

Story narration

Here is a story about Jimmy's birthday party.Click on the given link .Listen the complete story and answer the questions given below.

<https://www.youtube.com/watch?v=fPsdfo59akk>

1. What was the occasion of celebration ?Why?
2. Which all games did kids play in the party?
3. Write any two :- common , proper and abstract nouns from the story.

EVS

Dear Children,

Vacation is a welcome break!

Summer vacation is full of fun, frolic, getting up late, playing for longer hours and watching interesting shows on television. But there's a lot more we can do to make these vacations more interesting. So, here are some fun filled activities for you..... ENJOOOOY!!

1. FUN ACTIVITIES-

ROLL NO 1-10 Make a herbarium using an egg tray, click it's pictures at different stages and paste them in your EVS notebook. Bring the project to school after holidays.

ROLL NO 11-20 Everyone should work together to make India a "Swaach Bharat".

Make posters to make people aware. Bring them to school after holidays so that we can show them in all classes and make them aware too.

ROLL NO 21-30 COVID-19 is a communicable disease that spreads from one person to another. Collect information related to it's symptoms, spread and control and write on an A4 sheet and paste in your EVS notebook.

ROLL NO 31-40 Prepare a model on "SAVE TREES SAVE LIFE". To prepare this model You can use things which are of no use at home.

COMPULSORY ACTIVITIES-

- i) Do at least two community / charity work (like feeding poor, cleaning the surroundings feeding birds and stray animals etc.) . Take the pictures of the activities and paste it in your EVS note book.
- ii) Revise chapters (1,2, and 3) and all the diagrams taught in the given chapters.
- iii) Complete the worksheets and PLEASE keep them clean and paste them in your EVS note book

A SMALL REQUEST TO PARENTS - PLEASE DON'T DO YOUR CHILD'S HOMEWORK , JUST GUIDE THEM TO COMPLETE THE TASK ON THEIR OWN.

HINDI

ग्रीष्मावकाश कार्य

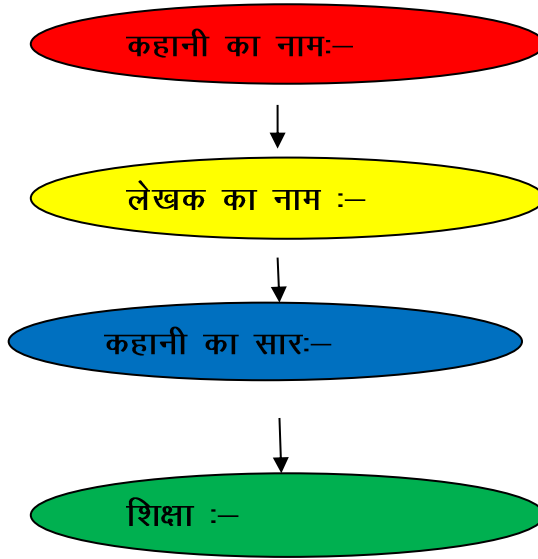
- ग्रीष्मावकाश के कार्य को पूरा करने के लिए कक्षा को समूहों में विभाजित किया गया है। अपने अनुक्रमांक समूह को देखिए और उसके अनुसार अपना ग्रीष्मावकाश का कार्य सुंदर लेखनी में पूरा कीजिए।
- सुलेख के लिए एक अलग कॉपी का प्रयोग कीजिए।
- अनुक्रमांक 1–10:—

- 'एक कहानी अपनी जुबानी
- नीचे दिए गए शब्दों के आधार एक कहानी लिखिए।

दादी, लड़का, मेरा घर, बारिश, पेड़, बच्चे, बादल

- आप अपने घरों में बड़े बुजुर्गों की देखभाल सहायता कैसे करेंगे।
 - गुंजन हिन्दी पाठमाला 4 के पाठ 1, 2, 3, 4 याद कीजिए।
 - प्रतिदिन 'सुलेख पुस्तक' का एक पृष्ठ कीजिए।
- अनुक्रमांक 11–20:—
- घर में पड़ी पुरानी मेगजीन या पत्रिका या अखबार में से से रंगीन तस्वीरें काटकर चिपकाएँ व किन्ही दो चित्रों का वर्णन कीजिए।
 - अपने स्कूल को स्वच्छ रखने के लिए आप क्या प्रयास करेंगे।
 - गुंजन हिन्दी पाठमाला 4 के पाठ 1, 2, 3, 4 याद कीजिए।
 - प्रतिदिन 'सुलेख पुस्तक' का एक पृष्ठ कीजिए।
- अनुक्रमांक 21–30:—
- पंचतंत्र, तेनाली रमन या मुंशी प्रेमचंद की कहानियाँ पढ़ें व उन्में से अपनी किसी एक प्रिय कहानी का लटकन तैयार कीजिए।

- लटकन का स्वरूप



- गुंजन हिन्दी पाठमाला 4 के पाठ 1, 2 ,3, 4 याद कीजिए।
- प्रतिदिन 'सुलेख पुस्तक' का एक पृष्ठ कीजिए।

➤ अनुक्रमांक 30–40:–

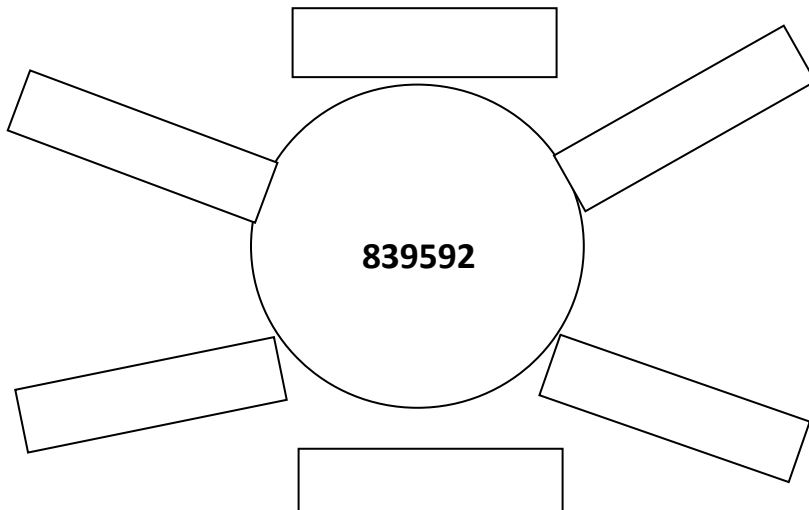
- हिन्दी कहानीकारों के चित्र चिपकाकर उनके नाम लिखिए।
- अपनी पुस्तक के पाठ 6,7 या 9 में से किसी एक कहानी के फ्लैश कार्ड्स बनाइए।
- यदि आपका मित्र किसी संकट में हो तो आप उसकी मदद कैसे करेंगे।

- गुंजन हिन्दी पाठमाला 4 के पाठ 1, 2 ,3, 4 याद कीजिए।
- प्रतिदिन 'सुलेख पुस्तक' का एक पृष्ठ कीजिए।

MATHS

A. NUMBER BALL PROJECT (Roll No. 1 to 20)

Make a 3-D project as shown below

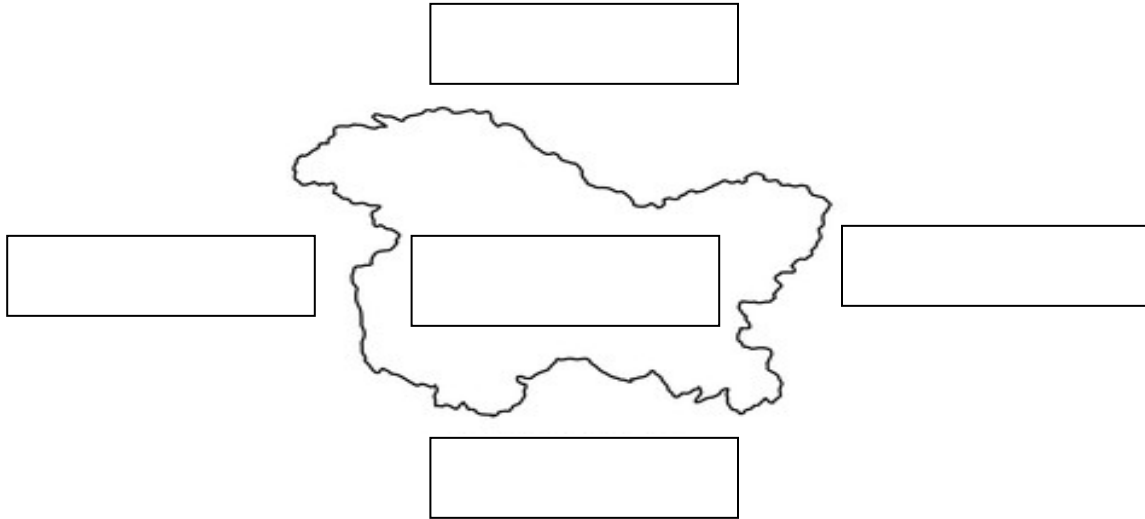


- Write two numbers which add up to 839592.
- Write two numbers whose difference is 839592.

- c. Write 839592 on Indian place value system .
- d. Write place value of '8' and '5' and find their difference.
- e. Round off the given number to the nearest hundred.
- f. Write 839592 in International place value system .

KNOW YOUR PLACE PROJECT (Roll No. 21 onwards)

Make a 3-D project of J&K UT as shown



- a. Write the population in figures .
- b. Write the population in words Indian Numeral system
- c. Write the population in words international Numeral system
- d. Write districts with maximum population.

B. Use the chart and find the sums

	A	B	C	D	E
V	1	2	3	4	5
W	6	7	8	9	10
X	11	12	13	14	15
Y	16	17	18	19	20
Z	21	22	23	24	25

- a) The sum of the odd numbers in column B

- b) The sum of the numbers in row X

- c) The sum of the even numbers in row Z

- d) Write how many numbers are divisible by 2 in each column.

C. Revise the chapter 1 and 2 and learn tables 2 to 12

Project work & Application based task (as per syllabus)

1. Make a collage on “ Input device” Collect the picture form magazines, newspapers, or Internet with the help of Parents.(Roll no 1-10)
2. Make a collage on “ Output device” Collect the picture form magazines, newspapers, or Internet with the help of Parents.(Roll no 11-20)
3. Make a collage on “ Storage device” Collect the picture form magazines, newspapers, or Internet with the help of Parents.(Roll no 21-30)
4. Prepare a chart on the topic “ Classification of Computer, by collecting the pictures from magazines, newspaper or Internet. (Roll no 31-40)
5. Typing wok- Make a document in Ms Word about “My Self”, and also do formatting in it of your choice.
6. Imagine that we are going to live with robots in near future. Robots become part of our family and helping us in our daily life. For ex. Doing our homework, cleaning our house etc. and write your views about it.

**NOTE: Syllabus Periodic Test -1 Chapter 1:
Computer-Inside the system unit**

**Chapter 2: Windows-Customizing and
personalizing**

CHAPTER 2: ROMAN NUMERALS

Date: _____

Name: _____ Sec: _____

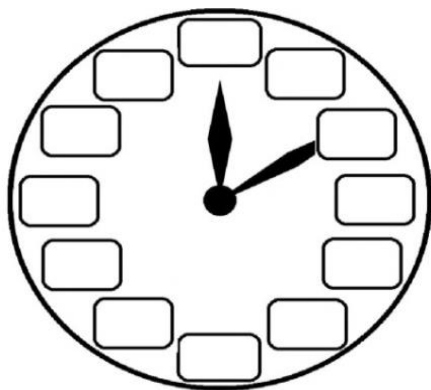
Roll No.: _____

Q1: Match the columns:

X
VIII
XXI
L
XV
XXX
XIV
XXV
XXXIII
XLI
XXIX
XLV

21
30
10
14
8
50
45
25
29
15
41
33

Q2: Put the Roman numerals on the face of this clock to represent the numbers and tell the time.



Q3: Shift only one matchstick to make statement true:

$V + II = V$

$VI - I = VI$

$X + I = XII$

Q4: Fill in with correct numerals:

	NUMBER			NUMERALS
1)	XV + VI	=	21	= XXI
2)	XII + XI	=		=
3)	XV + XV	=		=
4)	XI + IX	=		=
5)	XXV + XI	=		=

Q5: Complete the Roman numeral chart:

	II			
	VII			X
XI				
XVI		XVIII		
XXI	XXII			XXV
			XXIX	
			XXXIV	
				XL
		XLIII		XLV
	XLVII			